

MUSIC NOTES

INSTRUCTIONS/SUGGESTIONS

Do watch the prep video about notes before working on and discussing these activity sheets.

2: Letters are lined up and make words. In music notes sit on top of lines, in between lines, below lines, above lines, and sometimes even have their own tiny lines.

3: Quarter note - almost always has only 1 beat...just walk, walk, walk, walk

Round part called “note head”

Tall line called “stem” - flowers sit on stems

4: Half note - looks like quarter note with an empty note head

Two beats - walk, **wait**

5: Tap on the quarter notes sitting on top of the blue beat boxes. If student knows how to count to 4 easily, count 1, 2, 3, 4 evenly while tapping. Otherwise, just say “walk, walk, walk, walk” while tapping evenly.

Tap on the half notes either counting the beat boxes and giving each half note two beats or say “walk, **wait**, walk, **wait**”.

6: Whole note - 4 beats - just an empty note head!

Tap note and count to 4, or “Walk, **wait**, **wait**, **wait**”

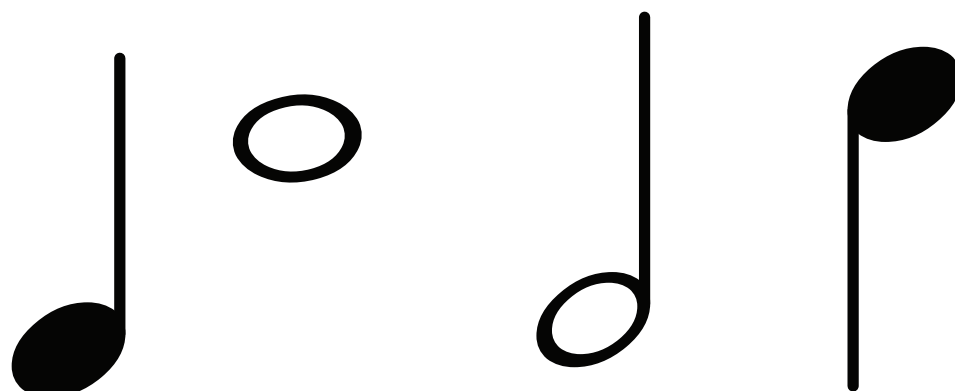

7: Tap those beats

Do “walk and wait” words or count the beat boxes while tapping on the notes.


8: Poster page with the 3 notes for reviewing names, descriptions and number of beats...or cut apart for flashcards.

I like music.

u A b e
m s
k i c a

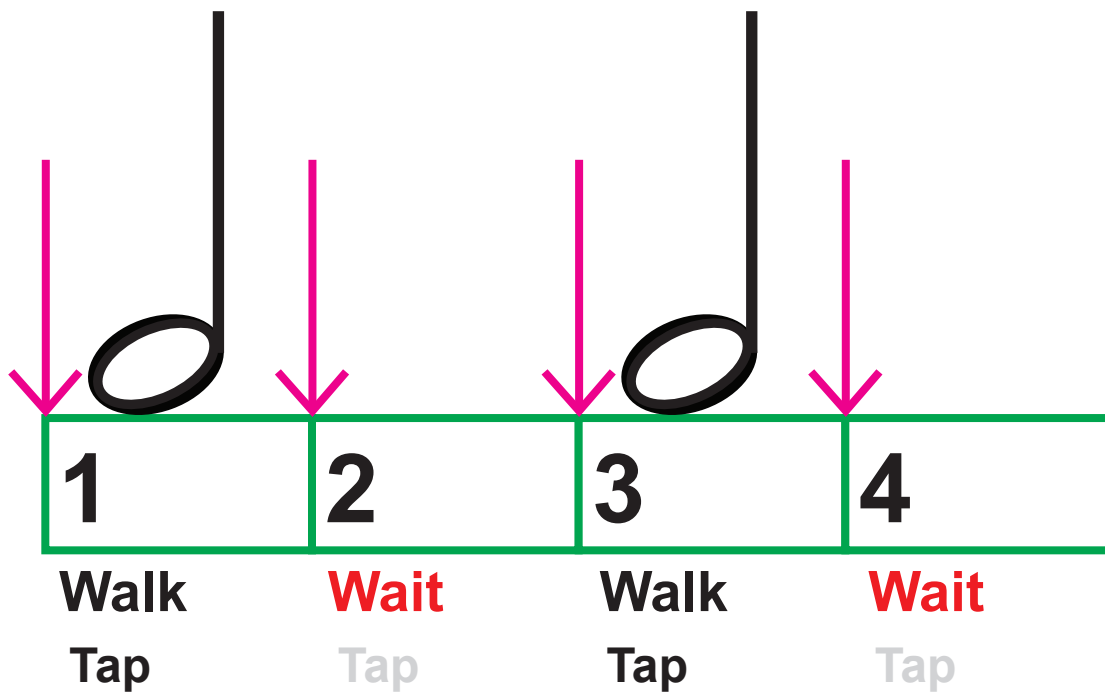
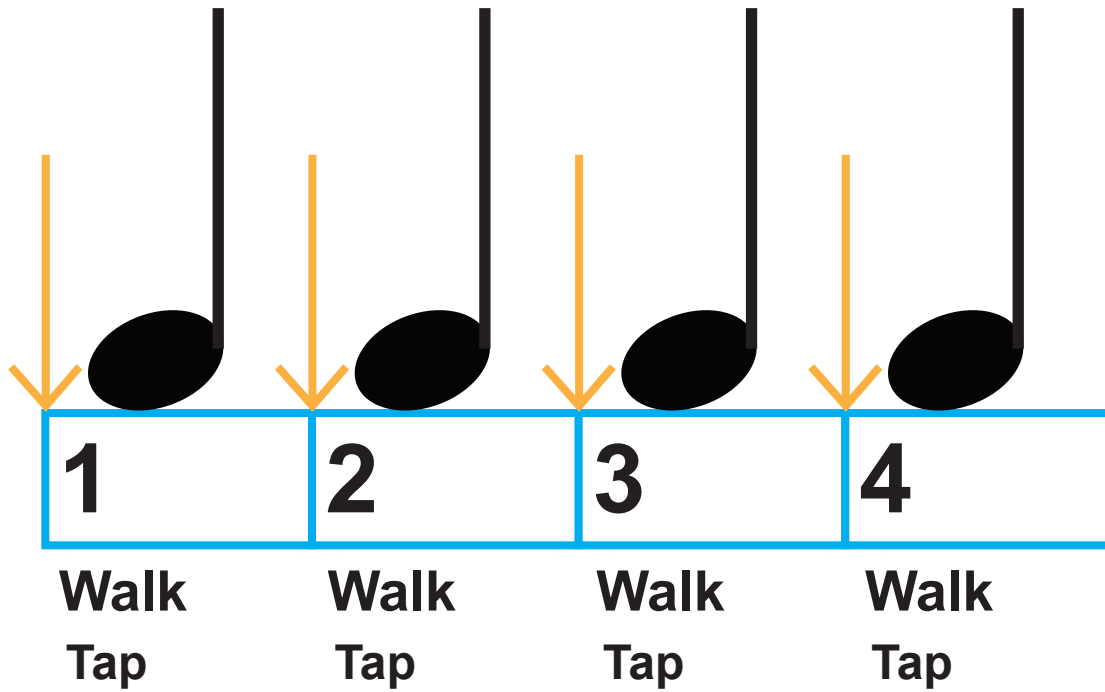



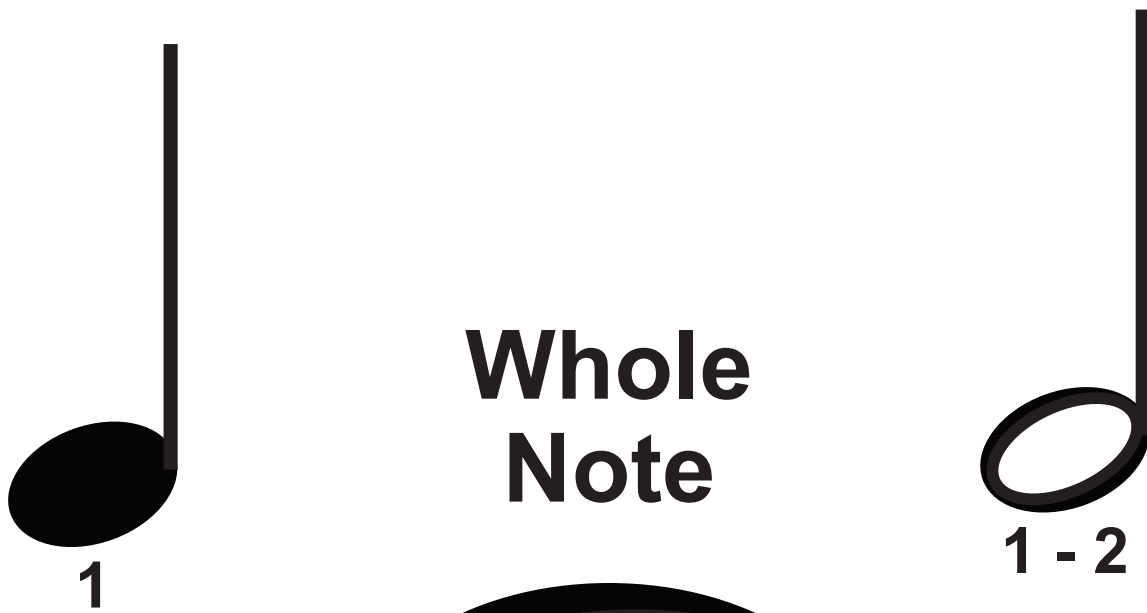
Quarter Note



Half Note







1 2 3 4

